

بِسْمِ اللَّهِ الرَّحْمَنِ الرَّحِيمِ

Al Baraka Islamic Bank B.S.C. (c)

**INTERIM CONDENSED CONSOLIDATED
FINANCIAL STATEMENTS**

31 MARCH 2021 (REVIEWED)

REVIEW REPORT TO THE BOARD OF DIRECTORS OF AL BARAKA ISLAMIC BANK B.S.C. (c)

Introduction

We have reviewed the accompanying interim condensed consolidated financial statements of Al Baraka Islamic Bank B.S.C.(c) (the "Bank") and its subsidiary ("the Group") as of 31 March 2021, comprising of the interim consolidated statement of financial position as at 31 March 2021, the related interim consolidated statements of income, cash flows, changes in owners' equity and changes in off-balance sheet equity of investment accountholders for the three month period then ended and other explanatory information. The Board of Directors is responsible for the preparation and presentation of these interim condensed consolidated financial statements in accordance with the accounting policies disclosed in note 2. Our responsibility is to express a conclusion on these interim condensed consolidated financial statements based on our review.

Scope of Review

We conducted our review in accordance with International Standard on Review Engagements 2410, Review of Interim Financial Information Performed by the Independent Auditor of the Entity. A review of interim financial information consists of making inquiries, primarily of persons responsible for financial and accounting matters, and applying analytical and other review procedures. A review is substantially less in scope than an audit conducted in accordance with International Standards on Auditing and consequently does not enable us to obtain assurance that we would become aware of all significant matters that might be identified in an audit. Accordingly, we do not express an audit opinion.

Conclusion

Based on our review, nothing has come to our attention that causes us to believe that the accompanying interim condensed consolidated financial statements are not prepared, in all material respects, in accordance with the basis of preparation and accounting policies as set out in note 2.




6 May 2021
Manama, Kingdom of Bahrain

Al Baraka Islamic Bank B.S.C. (c)

INTERIM CONSOLIDATED STATEMENT OF FINANCIAL POSITION

As at 31 March 2021 (Reviewed)

	Notes	Reviewed 31 March 2021 BD '000	Audited 31 December 2020 BD '000
ASSETS			
Cash and balances with banks and financial institutions		70,868	111,168
Receivables	3	229,725	210,155
Ijara Muntahia Bittamleek and ijara receivables	4	134,221	121,210
Musharaka	5	154,495	132,055
Investments	6	390,698	372,510
Investments in real estate		3,624	3,700
Investment in joint venture		5,496	5,516
Premises and equipment		22,411	17,472
Goodwill		5,542	5,297
Other assets	7	22,853	20,713
TOTAL ASSETS		1,039,933	999,796
LIABILITIES, EQUITY OF INVESTMENT ACCOUNTHOLDERS, SUBORDINATED DEBTS AND EQUITY			
Liabilities			
Current accounts		123,140	144,820
Murabaha and other payables		109,197	69,824
Other liabilities	8	46,045	39,739
Total liabilities		278,382	254,383
Equity of investment accountholders (IAH)		653,673	639,734
Subordinated debts		4,198	4,857
Equity			
Share capital		51,445	51,445
Additional tier-1 capital		41,847	41,847
Reserves		(138)	(892)
Accumulated losses		(103)	(1,317)
Equity attributable to parent's shareholders		93,051	91,083
Non-controlling interest		10,629	9,739
Total equity		103,680	100,822
TOTAL LIABILITIES, EQUITY OF INVESTMENT ACCOUNTHOLDERS, SUBORDINATED DEBTS AND EQUITY		1,039,933	999,796
OFF-BALANCE SHEET ITEMS:			
EQUITY OF INVESTMENT ACCOUNTHOLDERS		190,496	197,249
CONTINGENCIES AND COMMITMENTS	9	160,591	143,866



Saleh Salman Al Kawari
Chairman




Hamad Abdulla Aloqab
Chief Executive Officer and Board Member


The attached explanatory notes 1 to 19 form part of these interim condensed consolidated financial statements.

INTERIM CONSOLIDATED STATEMENT OF INCOME

For the three months period ended 31 March 2021 (Reviewed)

		<i>Three months ended</i>	
		<i>31 March</i>	
		2021	2020
		BD '000	BD '000
	<i>Notes</i>		
INCOME FROM JOINTLY FINANCED ASSETS			
Financing	10	7,491	10,226
Investments	11	1,420	1,071
Income from jointly financed assets		8,911	11,297
Return on equity of investment accountholders before Group's share as a Mudarib		(7,671)	(9,223)
Group's share as a Mudarib		2,483	1,043
Return on equity of investment accountholders		(5,188)	(8,180)
Group's share as a Mudarib and Rabalmal		3,723	3,117
INCOME FROM SELF FINANCED ASSETS			
Financings	10	563	1,329
Investments	11	4,228	2,937
Income from self financed assets		4,791	4,266
INCOME FROM BANKING SERVICES AND OTHERS			
Revenue from banking services	12	1,307	765
Other income	13	550	772
Group's Mudarib / Agency fee from off-balance sheet equity of investment account holders & wakala pool		-	190
TOTAL OPERATING INCOME BEFORE OTHER FINANCING COST		10,371	9,110
Other financing costs		(538)	(716)
TOTAL OPERATING INCOME		9,833	8,394
OPERATING EXPENSES			
Staff expenses		(3,349)	(3,070)
Depreciation		(539)	(461)
Other operating expenses		(2,866)	(2,670)
TOTAL OPERATING EXPENSES		(6,754)	(6,201)
NET OPERATING INCOME		3,079	2,193
Allowance for impairment - net	14	(995)	(1,020)
Recoveries from write offs		-	38
NET INCOME BEFORE TAXATION		2,084	1,211
Taxation		(542)	(338)
INCOME FOR THE PERIOD		1,542	873
Attributable to:			
Equity shareholders of the Parent		1,217	606
Non-controlling interest		325	267
		1,542	873


Saleh Salman Al Kawari
Chairman


Hamad Abdulla Aloqab
Chief Executive Officer and Board
Member

Al Baraka Islamic Bank B.S.C. (c)

INTERIM CONSOLIDATED STATEMENT OF CHANGES IN OWNERS' EQUITY

For the three months period ended 31 March 2021 (Reviewed)

	Equity attributable to shareholders of the Parent											
	Share capital	Perpetual Additional Tier1 capital	Reserves					Foreign exchange	Retained earnings / (accumulated losses)	Total	Non-controlling interest	Total owners' equity
			Statutory	General	Employee defined benefit plan	Cumulative changes in fair value						
BD '000	BD '000	BD '000	BD '000	BD '000	BD '000	BD '000	BD '000	BD '000	BD '000	BD '000	BD '000	
Balance at 1 January 2021	51,445	41,847	8,984	3,275	(35)	588	(13,702)	(1,320)	91,082	9,739	100,821	
Cumulative changes in fair value of investments	-	-	-	-	-	(316)	-	-	(316)	(35)	(351)	
Foreign currency translation reserve	-	-	-	-	-	-	1,071	-	1,071	601	1,672	
Movement in actuarial gain and losses	-	-	-	-	(3)	-	-	-	(3)	(1)	(4)	
Net income for the period	-	-	-	-	-	-	-	1,217	1,217	325	1,542	
Balance at 31 March 2021	51,445	41,847	8,984	3,275	(38)	272	(12,631)	(103)	93,051	10,629	103,680	
Balance at 1 January 2020	51,445	41,847	8,757	3,275	(22)	(455)	(13,089)	(758)	91,000	9,422	100,422	
Cumulative changes in fair value of investments	-	-	-	-	-	(817)	-	-	(817)	(101)	(918)	
Foreign currency translation reserve	-	-	-	-	-	-	(1,609)	-	(1,609)	(891)	(2,500)	
Recognition of modification loss (note 2)	-	-	-	-	-	-	-	(3,331)	(3,331)	-	(3,331)	
Movement in actuarial gain and losses	-	-	-	-	2	-	-	-	2	1	3	
Net income for the period	-	-	-	-	-	-	-	605	605	267	872	
Balance at 31 March 2020	51,445	41,847	8,757	3,275	(20)	(1,272)	(14,698)	(3,484)	85,850	8,698	94,548	

The attached explanatory notes 1 to 19 form part of these interim condensed consolidated financial statements.

Al Baraka Islamic Bank B.S.C. (c)

INTERIM CONSOLIDATED STATEMENT OF CASH FLOWS

For the three months period ended 31 March 2021 (Reviewed)

	<i>Three months ended</i>	
	<i>31 March</i>	
	2021	2020
	BD '000	BD '000
OPERATING ACTIVITIES		
Net income before taxation	2,084	1,211
Adjustments for :		
Depreciation	539	461
Provision for impairment - net	995	1,020
Gain on sale of premises and equipment	(270)	(61)
Gain on sale of investments	(1,391)	(332)
Share of loss from investment in joint venture	20	-
Unrealized loss on revaluation of investment properties	75	-
Modification loss in lieu of payments moratorium	-	(3,331)
Operating profit before changes in operating assets and liabilities	2,052	(1,032)
Net changes in operating assets and liabilities:		
Balances with central banks in mandatory reserves	88	31,534
Receivables	(11,334)	1,799
Ijara Muntahia Bittamleek and ijara receivables	(12,689)	(424)
Musharaka	(22,717)	7,756
Other assets	(2,231)	2,559
Other liabilities	1,007	3,512
Due to banks and financial institutions	36,603	(23,028)
Current accounts	(21,678)	7,915
Equity of investment accountholders	13,939	52,233
Tax paid	(268)	(230)
Net cash (used in)/ from operating activities	(17,228)	82,594
INVESTING ACTIVITIES		
Purchase of investments	(77,231)	(12,741)
Sale / redemption of investments	60,188	13,051
Net sale of premises and equipment	(91)	(1,097)
Net cash used in investing activities	(17,134)	(787)
FINANCING ACTIVITIES		
Subordinated debts	(659)	(738)
Murabaha and other payables	2,771	(35)
Net cash from / (used in) financing activities	2,112	(773)
Foreign currency translation adjustments	1,425	(2,133)
NET (DECREASE)/ INCREASE IN CASH AND CASH EQUIVALENTS	(30,825)	78,901
Cash and cash equivalents at 1 January	144,310	74,136
CASH AND CASH EQUIVALENTS AT END OF THE PERIOD	113,485	153,037
For the purpose of the interim consolidated statement of cash flows, cash and cash equivalents comprise the following:		
Cash in hand	13,552	15,959
Balances with central banks in unrestricted account	2,420	15,071
Balances with other banks and financial institutions (with original maturity of 3 months or less)	27,457	89,492
Receivables - international commodities (with original maturity of 3 months or less)	70,056	32,515
	113,485	153,037

The attached explanatory notes 1 to 19 form part of these interim condensed consolidated financial statements.

Al Baraka Islamic Bank B.S.C. (c)

INTERIM CONSOLIDATED STATEMENT OF CHANGES IN OFF-BALANCE SHEET EQUITY OF INVESTMENT ACCOUNTHOLDERS

For the three months period ended 31 March 2021 (Reviewed)

	<i>Balance at 1 January 2021 BD '000</i>	<i>Net deposits/ withdrawals BD '000</i>	<i>Gross income BD '000</i>	<i>Mudarib's/ agency fee BD '000</i>	<i>Balance at 31 March 2021 BD '000</i>
Wakala Bi Al-Istithmar					
On balance sheet jointly financed assets	137,282	(6,065)	1,344	(436)	132,125
	137,282	(6,065)	1,344	(436)	132,125
Others					
Receivables	51,407	(848)	-	-	50,559
Investments	8,560	(748)	-	-	7,812
	59,967	(1,596)	-	-	58,371
	197,249	(7,661)	1,344	(436)	190,496

	<i>Balance at 1 January 2020 BD '000</i>	<i>Net deposits/ withdrawals BD '000</i>	<i>Gross income BD '000</i>	<i>Mudarib's/ agency fee BD '000</i>	<i>Balance at 31 March 2020 BD '000</i>
Wakala Bi Al-Istithmar					
Receivables	59,057	(59,079)	202	(179)	1
Investments	1,755	(1,756)	12	(11)	-
On Balance sheet equity of Investment Accountholders	66,879	76,261	815	(99)	143,856
	127,691	15,426	1,029	(289)	143,857
Others					
Receivables	53,632	1,919	-	-	55,551
Investments	60,889	(54,147)	-	-	6,742
	114,521	(52,228)	-	-	62,293
	242,212	(36,802)	1,029	(289)	206,150

The attached explanatory notes 1 to 19 form part of these interim condensed consolidated financial statements.

NOTES TO THE INTERIM CONDENSED CONSOLIDATED FINANCIAL STATEMENTS

As at 31 March 2021 (Reviewed)

1 INCORPORATION AND PRINCIPAL ACTIVITIES

Al Baraka Islamic Bank B.S.C. (c) (the "Bank") is a closed shareholding company incorporated in the Kingdom of Bahrain on 21 February 1984. The Bank operates under a Retail Banking license number RB/025 issued by the Central Bank of Bahrain (CBB). The Bank has six commercial branches in the Kingdom of Bahrain. The Bank is 92% (2019: 92%) owned by Al Baraka Banking Group B.S.C. (the "Parent").

The principal activities of the Bank and its subsidiary (the "Group") are taking demand, saving and investment accounts, providing Murabaha finance, Ijara and other Shari'a compliant forms of financing as well as managing investors' money on the basis of Mudaraba or agency for a fee, providing commercial banking services and other investment activities. The Bank's registered office is at Bahrain Bay, P.O. Box 1882, Manama, Kingdom of Bahrain.

These interim condensed consolidated financial statements were approved by the Board of Directors on 6 May 2021.

2 BASIS OF PREPARATION AND ACCOUNTING POLICIES

2.1 Basis of Preparation

The interim condensed consolidated financial statements/information of the Group have been prepared in accordance with applicable rules and regulations issued by the Central Bank of Bahrain ("CBB") including the CBB circulars issued on regulatory concessionary measures in response to COVID-19. These rules and regulations, in particular CBB circular OG/226/2020 dated 21 June 2020, require the adoption of all Financial Accounting Standards ("FAS") issued by the Accounting and Auditing Organisation of Islamic Financial Institutions (AAOIFI) with two exceptions which are set out below. In accordance with the AAOIFI framework, for matters not covered by FAS, the Group uses the requirements of the relevant International Financial Reporting Standards ("IFRS") issued by the International Accounting Standards Board ("IASB"). This framework is referred to as "FAS issued by AAOIFI".

The two exceptions mentioned above are as follows:

- (a) recognition of modification losses amounted to USD 3.3 million on financial assets arising from payment holidays provided to customers impacted by COVID-19 without charging additional profit in statement of changes in equity instead of profit or loss as required by FAS issued by AAOIFI. Any other modification gain or loss on financial assets are recognised in accordance with the requirements of FAS issued by AAOIFI.
- (b) recognition of financial assistance amounted to USD 0.7 million received from the government and/ or regulators in response to its COVID-19 support measures that meets the government grant requirement, in equity, instead of profit or loss. This will only be to the extent of any modification loss recorded in statement of changes in equity as a result of (a) above, and the balance amount to be recognized in profit or loss. Any other financial assistance is recognised in accordance with the relevant requirements of FAS issued by AAOIFI.

FAS issued by AAOIFI along with the two exceptions is referred to as "FAS issued by AAOIFI as modified by the CBB" and has been applied retrospectively and did not result in any change to the financial information reported for the comparative period. The interim condensed consolidated financial statements of the Group have been prepared in accordance with the guidance provided by International Accounting Standard 34 – 'Interim Financial Reporting' using FAS issued by AAOIFI as modified by the CBB framework.

The interim condensed consolidated financial statements do not contain all information and disclosures required in the annual consolidated financial statements, and should be read in conjunction with the annual consolidated financial statements as at 31 December 2020. In addition, results for the three months period ended 31 March 2021 are not necessarily indicative of the results that may be expected for the financial year ending 31 December 2021.

NOTES TO THE INTERIM CONDENSED CONSOLIDATED FINANCIAL STATEMENTS

As at 31 March 2021 (Reviewed)

2 BASIS OF PREPARATION AND ACCOUNTING POLICIES (continued)**2.1 Basis of Preparation (continued)****Statement of compliance**

These interim condensed consolidated financial statements are consistent with those used in the preparation of annual audited consolidated financial statements of the Group for the year ended 31 December 2020 except for the changes due to adoption of new and amended standards as set out in note 2.5.

2.2 COVID - 19

COVID-19 pandemic has spread across various geographies globally, causing disruption to business and economic activities. COVID-19 has brought about uncertainties in the global economic environment. Global equity and commodity markets, in particular the hydrocarbon sector, experienced significant volatility. The estimation uncertainty is associated with extent and duration of the economic downturn. This includes the volatility in capital market, deterioration of credit quality of financial assets and escalating the liquidity management challenges. In this regard, the fiscal and monetary authorities, both domestic and international, have announced various support measures across the globe to counter possible adverse implications. In this regards, the Group has undertaken various initiatives to ensure the protection of its human capital along-with uninterrupted supply of services to its customer base. Further, the strict prudential practices were followed to maintain sufficient liquidity levels and mitigate the possible impacts on asset base of the Group. Further, the Group is actively monitoring the progress and impacts of such outbreak on its operations like possible loss of revenues, expected credit losses, onerous contract etc.

2.3 Accounting convention

The interim condensed consolidated financial statements are prepared on a historical cost basis, except for investment in real estate, equity-type instruments through equity, equity-type instruments through profit or loss and land owned by the Bank (classified as premises and equipment) that have been measured at fair value.

The interim condensed consolidated financial statements are presented in Bahrini Dinar (BD), being the reporting currency of the Group. All values are rounded to nearest BD thousand unless otherwise indicated. However, the functional currency of the Bank is BD and that of the subsidiary is Pakistani Rupees. Items included in the financial statements of each entity are measured using respective functional currency.

2.4 Basis of consolidation

These interim condensed consolidated financial statements include the financial statements of the Bank and its subsidiary.

The following is the principle subsidiary of the Bank, which is consolidated in these interim condensed consolidated financial statements:

	<i>Ownership for 2020 / 2019 incorporation</i>	<i>Year of incorporation</i>	<i>Country of incorporation</i>	<i>No. of branches/ offices at 31 March 2021</i>
<i>Held directly by the Bank</i>				
Al Baraka Bank (Pakistan) Limited*	59.13%	2004	Pakistan	178

NOTES TO THE INTERIM CONDENSED CONSOLIDATED FINANCIAL STATEMENTS

As at 31 March 2021 (Reviewed)

2 BASIS OF PREPARATION AND ACCOUNTING POLICIES (continued)

2.4 Basis of consolidation (continued)

Investment in Itqan Capital

The Bank has ownership interest of 83.07% with Itqan Capital ("Itqan"). The Bank via a management agreement dated 1 July 2012 assigned the control to govern the financial and operating policies of the Itqan to the Parent. The Bank has authorised the Parent to represent it in the shareholders' meetings and to exercise control on the Itqan to do any or all acts and deeds and exercise all powers of the Bank pursuant to the Charter Document referred in the management agreement and / or under any applicable laws.

The financial statements of Itqan are not consolidated as it is controlled by the Parent pursuant to the terms of the management agreement. The Parent consolidates the financial statements of Itqan in its consolidated financial statements which are prepared in accordance with FAS issued by AAOIFI as modified by CBB and the same was approved by the CBB.

The investment acquired is initially recognised at cost, being the fair value of consideration given including acquisition charges associated with the investment. Subsequently, the investment is carried at cost less impairment losses, if any.

2.5 New standards, interpretations and amendments adopted by the Group

2.5.1 Adoption of FAS 32 Ijarah

This standard supersedes FAS 8 "Ijarah and Ijarah Muntahia Bittamleek". FAS 32 sets out the principles for the classification, recognition, measurement, presentation and disclosure of Ijarah type transactions including their different forms entered into by an institution, in both the capacities of lessor and lessee. This standard is effective for financial years beginning 1 January 2021, with early adoption permitted.

Under this standard, an institution, in its capacity either as lessor or lessee shall classify each of its Ijarah into a) operating Ijarah b) Ijarah Muntahia Bittamleek with expected transfer of ownership after the end of the Ijarah term – either through sale or gift; and c) Ijarah Muntahia Bittamleek with gradual transfer – with gradual transfer of ownership during the Ijarah term including Diminishing Musharaka Ijarah.

The standard includes two recognition exemptions for lessees – leases of "low-value" assets (e.g., personal computers) and short-term leases (i.e., leases with a lease term of 12 months or less). At the commencement date of the lease, a lessee will recognize an asset representing the right to use the underlying asset during the lease term (i.e., the right-of-use asset) and a net Ijarah liability, duly comprising of a) gross Ijarah liability and b) deferred Ijarah cost (shown as contra-liability). Further, the net Ijarah liability should be netted-off against the advance rental's payments made prior to the commencement of lease term.

The Group recognises lease liabilities to make lease payments and right-of-use asset representing the right to use the underlying assets. In accordance with the FAS 32, the Group has recognised the right-of-use assets and corresponding lease liability on 1 January 2021 in the consolidated financial statements.

a) Right-of-use asset

The Group recognises right-of-use assets at the commencement date of the lease (i.e., the date the underlying asset is available for use). Right-of-use asset is measured at cost, less any accumulated amortisation and impairment losses, and adjustment for any effect of Ijarah modification or reassessment. The cost of right-of-use assets represents the fair value of total consideration paid/ payable and includes initial direct costs and any dismantling or decommissioning costs. The Group amortises the right-of-use asset from the commencement date to the end of the useful economic life of the right-of-use assets which coincides with the end of the Ijarah term using a systematic basis that is reflective of the pattern of utilization of benefits from the right-of-use asset. Right-of-use asset is also subject to impairment in line with FAS 30 requirements. The carrying value of right-of-use asset is recognised under "Premises and equipment" in the interim consolidated statement of financial position.

NOTES TO THE INTERIM CONDENSED CONSOLIDATED FINANCIAL STATEMENTS

As at 31 March 2021 (Reviewed)

2 BASIS OF PREPARATION AND ACCOUNTING POLICIES (continued)

2.5 New standards, interpretations and amendments adopted by the Group (continued)

2.5.1 Adoption of FAS 32 Ijarah (continued)

b) Ijarah liability

At the commencement date of the lease (i.e., the date the underlying asset is available for use), the Group recognises Ijarah liability measured at the fair value of total rentals payable for Ijarah term. After the commencement date, the amount of Ijarah liability is increased to reflect return on the Ijarah liability – by way of amortisation of deferred Ijarah cost and reduced to reflect the Ijarah rentals made. In addition, the carrying amount of Ijarah liability is remeasured if there is a modification, a change in the Ijarah term or change in the in-substance fixed lease payments. The carrying value of Ijarah liability is recognised under "Other liabilities" in the statement of financial position.

2.5.2 Adoption of FAS 33 Investment in sukuk, shares and similar instruments

This standard aims at setting out principles for the classification, recognition, measurement, presentation, and disclosure of investment in Sukuk, shares and other similar instruments of investments made by Islamic financial institution. The standard defines the key types of instruments of Shari'ah compliant investments and the primary accounting treatments commensurate to the characteristic and business model of institution under which the investments are made, managed and held. This standard supersedes FAS 25 "Investment in Sukuk" and is effective for financial years beginning or after 1 January 2021 with early adoption permitted. For the purpose of this standard, each investment is to be categorized as one of the below investment categories depending on its nature:

- *Monetary Debt-type instrument;*
- *Non-monetary Debt-type instrument;*
- *Equity-type instrument; and*
- *Other investment instruments.*

Classification

Unless the irrevocable initial recognition choices provided below are exercised, the Group shall classify investments subject to this standard as subsequently measured at either (i) amortised cost, (ii) fair value through equity or (iii) fair value through income statement, on the basis of both the Group's business model for managing investments and the expected cash flow characteristics of the investment in line with the nature of the underlying Islamic contracts.

Investment in a monetary debt-type instrument, as it reflects a debt at the back-end, shall be initially classified and measured at cost, till the time the transaction at the back-end is executed, and at amortised cost thereafter.

Investment in a non-monetary debt-type instrument or other investment instrument, may be classified under any of the three categories ((i) amortised cost, (ii) fair value through equity or (iii) fair value through income statement) depending on the Group's business model.

Investment in equity-type instrument is carried as investment at fair value through income statement unless the Group make an irrevocable classification choice at initial recognition to classify this as investment at fair value through equity. An investment held for trading purposes shall always fall in fair value through income statement classification.

NOTES TO THE INTERIM CONDENSED CONSOLIDATED FINANCIAL STATEMENTS

As at 31 March 2021 (Reviewed)

2 BASIS OF PREPARATION AND ACCOUNTING POLICIES (continued)

2.5 New standards, interpretations and amendments adopted by the Group (continued)

2.5.2 Adoption of FAS 33 Investment in sukuk, shares and similar instruments (continued)

Recognition and initial measurement

All investment shall be initially recognized at their fair value plus transaction costs except for investments at fair value through income statement. Transaction costs relating to investments at fair value through income statement are charged to the interim consolidated statement of income when incurred. A regular way purchase or sale of investments shall be recognized upon the transfer of control to investor.

Subsequent measurement

a) Investments at amortised cost

Investments carried at amortised cost shall be re-measured as such using the effective profit rate method. All gains or losses arising from the amortization process and those arising from de-recognition or impairment of the investment, are recognized in the interim consolidated statement of income. Investment carried at amortised cost shall be tested for impairment at each reporting period in accordance with FAS 30 "Impairment, credit losses and onerous commitments".

b) Investments at fair value through income statement

Investment carried at fair value through income statement shall be re-measured at fair value at end of each reporting period. The resultant remeasurement gain or loss, if any being the difference between the carrying amount and the fair value shall be recognized in the interim consolidated statement of income.

c) Investments at fair value through equity

Investment carried at fair value through equity shall be re-measured at fair value at the end of each reporting period. The resultant re-measurement gain or loss, if any, being the difference between the carrying amount and the fair value shall be directly recognized in equity under "cumulative changes in fair value equity reserve". Investment carried at fair value through equity shall be tested for impairment at each reporting period in accordance with FAS 30 "Impairment, credit losses and onerous commitments".

Reclassification

When, and only when, the Group changes its business model for managing investments, it shall reclassify all affected financial assets prospectively from the reclassification date. In case of reclassification, the Group shall not restate any previously recognized gains, losses (including impairment gains or losses) or returns/ profits.

The Group has adopted the standard retrospectively and the adoption of the above accounting standard did not have a material impact on the interim condensed consolidated financial statements.

NOTES TO THE INTERIM CONDENSED CONSOLIDATED FINANCIAL STATEMENTS

As at 31 March 2021 (Reviewed)

3 RECEIVABLES

	31 March 2021			Audited 31 December 2020		
	Self financed	Jointly financed	Total	Self financed	Jointly financed	Total
	BD '000	BD '000	BD '000	BD '000	BD '000	BD '000
Commodities and Wakala placement with FIs	-	70,076	70,076	-	60,704	60,704
Salam financing	-	32,701	32,701	-	23,073	23,073
Istisna'a financing	-	53,969	53,969	-	50,174	50,174
Murabaha financing	535	98,968	99,503	535	93,515	94,050
Bills receivables and other financing	-	4,783	4,783	-	12,833	12,833
Gross receivable	535	260,497	261,032	535	240,299	240,834
Deferred profits	-	(8,235)	(8,235)	(20)	(6,858)	(6,878)
	535	252,262	252,797	515	233,441	233,956
Less: Allowance for expected credit losses	(8)	(23,064)	(23,072)	(140)	(23,661)	(23,801)
Net receivables	527	229,198	229,725	375	209,780	210,155

The table below shows the credit quality and the maximum exposure to credit risk based on the Group's internal credit rating system and stage classification. The amounts presented are gross of expected credit losses ("ECL").

	31 March 2021				Audited 31 December 2020			
	Stage 1 BD '000	Stage 2 BD '000	Stage 3 BD '000	Total BD '000	Stage 1 BD '000	Stage 2 BD '000	Stage 3 BD '000	Total BD '000
Good (1-4)	71,446	11,202	-	82,648	60,358	8,240	-	68,598
Satisfactory (5-7)	111,501	32,830	-	144,331	90,023	40,884	-	130,907
Default (8-10)	-	-	25,818	25,818	-	-	34,451	34,451
	182,947	44,032	25,818	252,797	150,381	49,124	34,451	233,956

During the period ended 31 March 2020, the modification loss amounted to BD 0.9 million was recorded in equity on payment holiday provided to eligible customers impacted by COVID 19 Pandemic against such receivables.

NOTES TO THE INTERIM CONDENSED CONSOLIDATED FINANCIAL STATEMENTS

As at 31 March 2021 (Reviewed)

3 RECEIVABLES (continued)

An analysis of the changes in ECL allowances, is as follows:

	31 March 2021			Audited 31 December 2020	
	Stage 1: 12-month ECL BD '000	Stage 2: Lifetime ECL not credit- impaired BD '000	Stage 3: Lifetime ECL credit- impaired BD '000	Total BD '000	Total BD '000
Balance at 1 January	587	5,529	17,685	23,801	19,879
Changes during the period / year:					
- transferred to Stage 1: 12 month ECL	(14)	(11)	25	-	
- transferred to Stage 2: Lifetime ECL not credit-impaired	-	195	(195)	-	
- transferred to Stage 3: Lifetime ECL credit-impaired	-	-	-	-	
Net remeasurement of loss allowance	136	356	750	1,242	6,016
Recoveries / write-backs	-	-	(94)	(94)	(129)
	122	540	486	1,148	5,887
Reclassification from Wakala Pool	-	-	-	-	169
Amounts written off during the period / year	-	(1,292)	(1,232)	(2,524)	(1,768)
FX translation	9	10	628	647	(366)
Closing Balance	718	4,787	17,567	23,072	23,801

4 IJARA MUNTALIA BITTAMLEEK AND IJARA RECEIVABLES

	31 March 2021			Audited 31 December 2020		
	Self financed BD '000	Jointly financed BD '000	Total BD '000	Self financed BD '000	Jointly financed BD '000	Total BD '000
Ijara Muntalia Bittamleek	10,490	111,074	121,564	9,206	97,497	106,703
Ijara income receivables	3,566	12,582	16,148	4,627	13,647	18,274
	14,056	123,656	137,712	13,833	111,144	124,977
Less: Allowance for expected credit losses	(82)	(3,409)	(3,491)	(144)	(3,623)	(3,767)
	13,974	120,247	134,221	13,689	107,521	121,210

The table below shows the credit quality and the maximum exposure to credit risk based on the Group's internal credit rating system and stage classification. The amounts presented are gross of expected credit losses.

	31 March 2021				Audited 31 December 2020			
	Stage 1 BD '000	Stage 2 BD '000	Stage 3 BD '000	Total BD '000	Stage 1 BD '000	Stage 2 BD '000	Stage 3 BD '000	Total BD '000
Good (1-4)	124,154	70	-	124,224	109,751	87	-	109,838
Satisfactory (5-7)	1,971	3,074	-	5,045	1,990	3,117	-	5,107
Default (8-10)	-	-	8,443	8,443	-	-	10,032	10,032
	126,125	3,144	8,443	137,712	111,741	3,204	10,032	124,977

NOTES TO THE INTERIM CONDENSED CONSOLIDATED FINANCIAL STATEMENTS

As at 31 March 2021 (Reviewed)

4 IJARA MUNTAHIA BITTAMLEEK AND IJARA RECEIVABLES (continued)

During the period ended 31 March 2021, the modification loss amounted to BD 2.4 million was recorded in equity on payment holiday provided to eligible customers impacted by COVID 19 Pandemic against such Ijara Muntahia Bittamleek.

An analysis of the changes in ECL allowances, is as follows:

	31 March 2021			Audited 31 December 2020	
	Stage 1: 12-month ECL BD '000	Stage 2: Lifetime ECL not credit- impaired BD '000	Stage 3: Lifetime ECL credit- impaired BD '000	Total BD '000	Total BD '000
Balance at 1 January	337	85	3,345	3,767	2,965
Changes during the period / year:					
- transferred to Stage 1: 12 month ECL	9	(9)	-	-	-
- transferred to Stage 2: Lifetime ECL not credit-impaired	-	179	(179)	-	-
- transferred to Stage 3: Lifetime ECL credit-impaired	-	-	-	-	-
Net remeasurement of loss allowance	(104)	(186)	2	(288)	907
Recoveries / write-backs	-	-	(34)	(34)	(70)
Allowances for expected credit losses	(95)	(16)	(211)	(322)	837
Amounts written off during the period / year	-	-	-	-	(1)
FX translation	-	-	46	46	(34)
Closing balance	242	69	3,180	3,491	3,767

5 MUSHARAKA

	31 March 2021			Audited 31 December 2020		
	Self financed BD '000	Jointly financed BD '000	Total BD '000	Self financed BD '000	Jointly financed BD '000	Total BD '000
Musharaka	19,451	139,295	158,746	12,683	123,170	135,853
Less: Allowance for expected credit losses	-	(4,251)	(4,251)	-	(3,798)	(3,798)
	19,451	135,044	154,495	12,683	119,372	132,055

The table below shows the credit quality and the maximum exposure to credit risk based on the Group's internal credit rating system and stage classification. The amounts presented are gross of expected credit losses.

	31 March 2021				Audited 31 December 2020			
	Stage 1 BD '000	Stage 2 BD '000	Stage 3 BD '000	Total BD '000	Stage 1 BD '000	Stage 2 BD '000	Stage 3 BD '000	Total BD '000
Good (1-4)	92,310	40,696	-	133,006	76,920	37,343	-	114,263
Satisfactory (5-7)	7,270	14,196	-	21,466	6,121	11,509	-	17,630
Default (8-10)	-	-	4,274	4,274	-	-	3,960	3,960
	99,580	54,892	4,274	158,746	83,041	48,852	3,960	135,853

NOTES TO THE INTERIM CONDENSED CONSOLIDATED FINANCIAL STATEMENTS

As at 31 March 2021 (Reviewed)

5 MUSHARAKA (continued)

An analysis of the changes in ECL allowances, is as follows:

	31 March 2021			Audited 31 December 2020	
	Stage 1: 12-month ECL BD '000	Stage 2: Lifetime ECL not credit- impaired BD '000	Stage 3: Lifetime ECL credit- impaired BD '000	Total BD '000	Total BD '000
Balance at 1 January	620	1,035	2,143	3,798	2,918
Changes during the period / year:					
- transferred to Stage 2: Lifetime ECL credit-impaired	(12)	12	-	-	
Net remeasurement of loss allowance	162	27	171	360	1,114
Recoveries / write-backs	-	-	(83)	(83)	(143)
Allowances for expected credit losses	150	39	88	277	971
FX translation	29	48	99	176	(91)
Closing balance	799	1,122	2,330	4,251	3,798

6 INVESTMENTS

	31 March 2021			Audited 31 December 2020		
	Self financed BD '000	Jointly financed BD '000	Total BD '000	Self financed BD '000	Jointly financed BD '000	Total BD '000
i) Equity-type instruments at fair value through statement of income						
Quoted						
Listed equity shares	-	150	150	-	13	13
	-	150	150	-	13	13
ii) Equity-type instruments at fair value through equity						
Quoted						
Listed equity shares	11,325	136	11,461	11,598	132	11,730
Unquoted						
Unlisted equity shares	23,877	205	24,082	23,877	123	24,000
Managed funds	377	-	377	377	-	377
Real estate funds	617	1,331	1,948	617	1,637	2,254
	36,196	1,672	37,868	36,469	1,892	38,361
Less: Provision for impairment	(2,127)	(184)	(2,311)	(2,158)	(176)	(2,334)
Total equity investmer	34,069	1,488	35,557	34,311	1,716	36,027

NOTES TO THE INTERIM CONDENSED CONSOLIDATED FINANCIAL STATEMENTS

As at 31 March 2021 (Reviewed)

6 INVESTMENTS (continued)

	31 March 2021			Audited 31 December 2020		
	Self financed	Jointly financed	Total	Self financed	Jointly financed	Total
	BD '000	BD '000	BD '000	BD '000	BD '000	BD '000
iii) Debt-type instruments at fair value through statement of income						
Quoted						
Sukuk	-	-	-	-	1,278	1,278
iv) Debt-type instruments at amortised cost						
Quoted						
Sukuk	226,605	71,006	297,611	179,167	104,493	283,660
Unquoted						
Sukuk	14,411	43,200	57,611	13,437	38,351	51,788
	241,016	114,206	355,222	192,604	142,844	335,448
Less: Allowance for credit losses	(221)	(10)	(231)	(243)	(13)	(256)
Total debt-type investments	240,795	114,196	354,991	192,361	144,109	336,470
Total investments	274,864	115,834	390,698	226,672	145,838	372,510

The table below shows the credit quality and the maximum exposure to credit risk based on the Group's internal credit rating system and stage classification. The amounts presented are gross of expected credit losses.

	31 March 2021				Audited 31 December 2020			
	Stage 1 BD '000	Stage 2 BD '000	Stage 3 BD '000	Total BD '000	Stage 1 BD '000	Stage 2 BD '000	Stage 3 BD '000	Total BD '000
Good (1-4)	154,266	-	-	154,266	140,016	-	-	140,016
Satisfactory (5-7)	187,193	13,763	-	200,956	182,121	13,311	-	195,432
	341,459	13,763	-	355,222	322,137	13,311	-	335,448

Within unquoted investments which are held at fair value through equity are investments amounting to BD 25.2 million (2020: BD 25.4 million) which are held at cost less provision for impairment. These are mainly investments in unlisted companies whose shares are not traded on active markets. The investments are primarily in closely-held companies located in the Gulf Co-operation Council ("GCC") countries. The investments are held at cost less provision for impairment due to the unpredictable nature of their future cash flows and the lack of other suitable methods for determining a reliable fair value.

The Group's investments in sukuk held at amortised cost amounting to BD 335 million (2020: BD 336.5 million) have a fair value amounting to BD 358.2 million (2020: BD 337 million).

Investments stated at a carrying amount of BD 164.6 million (2020: BD 165.5 million) are placed in custody of a financial institution to secure a financing line.

NOTES TO THE INTERIM CONDENSED CONSOLIDATED FINANCIAL STATEMENTS

As at 31 March 2021 (Reviewed)

6 INVESTMENTS (continued)

An analysis of the changes in ECL allowances, is as follows:

	2021			2020	
	Stage 1: 12-month ECL BD '000	Stage 2: Lifetime ECL not credit- impaired BD '000	Stage 3: Lifetime ECL credit- impaired BD '000	Total BD '000	Total BD '000
Balance at 1 January	172	84	-	256	112
Changes during the year:					
- transferred to Stage 1: 12 month ECL ECL not credit-impaired	-	-	-	-	-
- transferred to Stage 2: Lifetime ECL not credit-impaired	-	-	-	-	-
Net remeasurement of loss allowance	(22)	(3)	-	(25)	144
Allowances for expected credit losses	(22)	(3)	-	(25)	144
FX translation	-	-	-	-	-
Closing balance	150	81	-	231	256

7 OTHER ASSETS

	Reviewed 31 March 2021 BD '000	Audited 31 December 2020 BD '000
Collaterals pending sale	5,517	5,421
Deferred tax (7.1)	7,477	7,457
Advance against capital expenditure	2,586	2,339
Accounts receivable	4,979	5,115
Advance tax	248	250
Income receivable	7	135
Prepayments	2,170	661
Others	858	259
	23,842	21,637
Less: Provision for impairment	(989)	(924)
	22,853	20,713

Note 7.1

The above net deferred tax asset has been recognised in accordance with the Group's accounting policy. The management based on recent financial projections prepared, estimates that sufficient taxable profits would be available in future against which the deferred tax asset could be realised.

NOTES TO THE INTERIM CONDENSED CONSOLIDATED FINANCIAL STATEMENTS

As at 31 March 2021 (Reviewed)

8 OTHER LIABILITIES

	Reviewed 31 March 2021 BD '000	Audited 31 December 2020 BD '000
Margins received	5,598	13,586
Accounts payable	10,127	7,007
Bills payable	14,829	11,589
Security deposit against Ijara Muntahia Bittamleek	637	713
Provision for employees benefits	3,250	2,639
Allowance for expected credit losses-unfunded facilities	138	139
Charity fund	372	303
Ijarah liability	5,299	-
Others	5,795	3,764
	46,045	39,740

9 CONTINGENCIES AND COMMITMENTS

	Reviewed 31 March 2020 BD '000	Audited 31 December 2020 BD '000
Letters of credit	38,761	39,989
Guarantees	25,664	22,908
Foreign exchange contracts	88,887	76,130
Acceptances	6,675	4,265
Taxation	569	544
Others	35	30
	160,591	143,866

10 INCOME FROM FINANCINGS

	<i>Three months ended</i> <i>31 March</i>	
	2021 BD '000	2020 BD '000
Income from receivables	3,004	6,400
Income from musharakas	3,297	3,308
Income from ijarah muntahia bittamleek	1,753	1,847
	8,054	11,555

	<i>Three months ended</i> <i>31 March</i>	
	2021 BD '000	2020 BD '000
Income from jointly financed assets	7,491	10,226
Income from self financed assets	563	1,329
	8,054	11,555

NOTES TO THE INTERIM CONDENSED CONSOLIDATED FINANCIAL STATEMENTS

As at 31 March 2021 (Reviewed)

11 INCOME FROM INVESTMENTS

	<i>Three months ended</i>	
	<i>31 March</i>	
	2021	2020
	BD '000	BD '000
Yield, coupon or return on investments	4,328	3,670
Gain on sale of investments	1,391	332
Unrealized loss on revaluation of investment properties	(75)	-
Rental income	4	6
	5,648	4,008
Income from jointly financed investments	1,420	1,071
Income from self financed investments	4,228	2,937
	5,648	4,008

12 REVENUE FROM BANKING SERVICES

	<i>Three months ended</i>	
	<i>31 March</i>	
	2021	2020
	BD '000	BD '000
Fees and commissions	828	564
Letters of credit and acceptances	412	162
Guarantees	67	39
	1,307	765

13 OTHER INCOME

	<i>Three months ended</i>	
	<i>31 March</i>	
	2021	2020
	BD '000	BD '000
Foreign exchange gain - net	472	634
Others	78	138
	550	772

14 ALLOWANCE FOR IMPAIRMENT - NET

	<i>Three months ended</i>	
	<i>31 March</i>	
(Charge) / reversal against:	2021	2020
	BD '000	BD '000
Receivables	(1,148)	(466)
Ijara Muntahia Bittamleek and ijara receivables	322	(297)
Musharaka	(277)	(130)
Investments - debt type	26	(98)
Investments - equity type	79	(34)
Off balance sheet items	3	5
Other assets	-	-
	(995)	(1,020)

NOTES TO THE INTERIM CONDENSED CONSOLIDATED FINANCIAL STATEMENTS

As at 31 March 2021 (Reviewed)

15 SEGMENTAL INFORMATION

Segmental information is presented in respect of the Group's geographical segments. The geographical segments are based upon the location of the units responsible for recording the transactions and reflects the manner in which financial information is evaluated by management and the Board of Directors.

For financial reporting purposes, the Group is divided into two geographical segments, Middle East and Other Asian Countries. Other Asian Countries includes operations in Pakistan.

The results reported for the geographic segments are based on the Group's internal financial reporting systems. The accounting policies of the segments are the same as those applied in the preparation of the Group's interim condensed consolidated financial statements. Transactions between segments are conducted at estimated market rates.

The segmental results of the Group were as follows:

	<i>Middle East</i>		<i>Other Asian Countries</i>		<i>Total</i>	
	31 March	<i>31 December</i>	31 March	<i>31 December</i>	31 March	<i>31 December</i>
	2021	<i>2020</i>	2021	<i>2020</i>	2021	<i>2020</i>
	BD '000	<i>BD '000</i>	BD '000	<i>BD '000</i>	BD '000	<i>BD '000</i>
Assets	558,234	551,560	481,699	448,236	1,039,933	999,796
Liabilities, equity of investment accountholders and Subordinated debts	493,266	487,030	442,987	411,944	936,253	898,974
	<i>Middle East</i>		<i>Other Asian Countries</i>		<i>Total</i>	
	<i>Three months ended</i>		<i>Three months ended</i>		<i>Three months ended</i>	
	<i>31 March</i>		<i>31 March</i>		<i>31 March</i>	
	2021	<i>2020</i>	2021	<i>2020</i>	2021	<i>2020</i>
	BD '000	<i>BD '000</i>	BD '000	<i>BD '000</i>	BD '000	<i>BD '000</i>
Total operating income	4,607	3,734	5,226	4,660	9,833	8,394
Total expenses	(3,459)	(2,966)	(3,295)	(3,235)	(6,754)	(6,201)
Provision for impairment - net	(402)	(550)	(593)	(432)	(995)	(982)
Taxation	-	-	(542)	(338)	(542)	(338)
Net income for the period	746	218	796	655	1,542	873

NOTES TO THE INTERIM CONDENSED CONSOLIDATED FINANCIAL STATEMENTS

As at 31 March 2021 (Reviewed)

16 RELATED PARTY BALANCES AND TRANSACTIONS

Related parties comprise major shareholders, directors of the Bank, entities owned or controlled, jointly controlled or significantly influenced by them, companies affiliated by virtue of shareholding in common with that of the Group, Shari'a supervisory board and external auditors.

The significant balances with related parties were as follows:

	Shareholders		Other Related Parties		Total	
	31 March 2021 BD '000	31 December 2020 BD '000	31 March 2021 BD '000	31 December 2020 BD '000	31 March 2021 BD '000	31 December 2020 BD '000
Assets:						
Cash and balances with banks and financial institutions	2	2	1,925	1,925	1,927	1,927
Receivables	-	-	6,846	6,649	6,846	6,649
Musharaka	-	-	619	647	619	647
Investments	7,219	7,614	29,927	29,797	37,146	37,411
Other assets	2,698	2,573	-	-	2,698	2,573
	9,919	10,189	39,317	39,018	49,236	49,207
Liabilities:						
Current accounts	1,848	4,850	4,786	11,522	6,634	16,372
Other liabilities	2	37	104	340	106	377
	1,850	4,887	4,890	11,862	6,740	16,749
Equity of investment accountholders	2,723	2,723	16,927	16,206	19,650	18,929
OFF-BALANCE SHEET ITEMS:						
Equity of investment accountholders	10,876	11,625	47,479	47,479	58,355	59,104
Contingencies and commitments	819	1	3,827	11,655	4,646	11,656

The transactions with the related parties included in the interim consolidated statement of income are as

	Shareholders		Other Related Parties		Total	
	2021 BD '000	2020 BD '000	2021 BD '000	2020 BD '000	2021 BD '000	2020 BD '000
Income						
Income from jointly financed sales	-	-	37	-	37	-
Income from jointly financed, other financings and investments	-	-	11	4	11	4
Other income	30	30	-	-	30	30
Group's Mudarib/agency fee from off-balance sheet equity of investment account holders	-	-	-	16	-	16
	30	30	48	20	78	50
Expenses						
Return on equity of investment accountholders before Group's share as a Mudarib	-	-	600	520	600	520
Other expenses	-	-	178	201	178	201
	-	-	778	721	778	721

NOTES TO THE INTERIM CONDENSED CONSOLIDATED FINANCIAL STATEMENTS

As at 31 March 2021 (Reviewed)

16 RELATED PARTY BALANCES AND TRANSACTIONS (continued)**Compensation of key management personnel is as follows:**

	<i>Three months ended 31 March</i>	
	2021	2020
	BD '000	BD '000
Salaries	394	381
Other benefits	186	158
	580	539

17 FAIR VALUE OF FINANCIAL INSTRUMENTS

Fair value is the price at which an orderly transaction to sell an asset or to transfer a liability would take place between market participants at the measurement date under current market conditions (i.e. an exit price at the measurement date from the perspective of a market participant that holds the asset or owes the liability).

Fair value is determined for each financial asset individually in accordance with the valuation policies set out below:

- (i) For investments that are traded in organised financial markets, fair value is determined by reference to the quoted market bid prices prevailing on the consolidated statement of financial position date.
- (ii) For unquoted investments, fair value is determined by reference to recent significant buy or sell transactions with third parties that are either completed or are in progress. Where no recent significant transactions have been completed or are in progress, fair value is determined by reference to the current market value of similar investments. For others, the fair value is based on the net present value of estimated future cash flows, or other relevant valuation methods.
- (iii) For investments that have fixed or determinable cash flows, fair value is based on the net present value of estimated future cash flows determined by the Group using current profit rates for investments with similar terms and risk characteristics.
- (iv) Investments which cannot be remeasured to fair value using any of the above techniques are carried at cost, less provision for impairment.

NOTES TO THE INTERIM CONDENSED CONSOLIDATED FINANCIAL STATEMENTS

As at 31 March 2021 (Reviewed)

18 NSFR REQUIREMENTS AND CALCULATION METHODOLOGY

The Net Stable Funding Ratio ('NSFR') is calculated in accordance with the Liquidity Risk Management Module guidelines, issued by the CBB and is effective from December 2019. The minimum NSFR ratio as per CBB is 80%. The Group's consolidated NSFR ratio as of 31 March 2021 is 195.36%.

The NSFR (as a percentage) must be calculated as follows:

Item	Unweighted Values (i.e. before applying relevant factors)				Total weighted value BD '000
	No specified maturity BD '000	Less than 6 months BD '000	More than 6 months and less than one year BD '000	Over one year BD '000	
Available Stable Funding (ASF):					
Capital:	79,035	-	-	4,491	83,526
Regulatory Capital	79,035	-	-	-	79,035
Other Capital Instruments	-	-	-	4,491	4,491
Retail deposits and deposits from small business customers:					
Stable deposits	-	372,894	14,235	11,214	360,838
Less stable deposits	-	24,143	7	-	22,943
	-	348,751	14,228	11,214	337,895
Wholesale funding:					
Operational deposits	-	331,613	92,886	28,977	159,765
Other wholesale funding	-	-	-	-	-
	-	331,613	92,886	28,977	159,765
Other liabilities:					
NSFR Shari'a-compliant hedging contract liabilities	-	-	-	40,023	40,023
All other liabilities not included in the above categories	-	-	-	-	-
	-	-	-	40,023	40,023
Total ASF	79,035	704,507	107,121	84,705	644,152
Required Stable Funding (RSF):					
Total NSFR high-quality liquid assets (HQLA)	303,771	-	-	-	16,400
Deposits held at other financial institutions for operational purposes	-	-	-	-	-
Performing financing and sukuk/securities:					
Performing financing to financial institutions secured by Level 1 HQLA	-	-	-	-	-
Performing financing to financial institutions secured by non-level 1 HQLA and unsecured performing financing to financial institutions	-	86,455	3,867	12,761	27,663

Al Baraka Islamic Bank B.S.C. (c)

NOTES TO THE INTERIM CONDENSED CONSOLIDATED FINANCIAL STATEMENTS

As at 31 March 2021 (Reviewed)

18 NSFR REQUIREMENTS AND CALCULATION METHODOLOGY (continued)

Item	Unweighted Values (i.e. before applying relevant factors)				Total weighted value
	No specified maturity	Less than 6 months	More than 6 months and less than one year	Over one year	
Performing financing to non-financial corporate clients, financing to retail and small business customers, and financing to sovereigns, central banks and PSEs, of which:	-	164,231	31,076	244,268	97,653
With a risk weight of less than or equal to 35% as per the CBB Capital Adequacy Ratio guidelines	-	-	-	-	-
Performing residential mortgages, of which:					
With a risk weight of less than or equal to 35% under the CBB Capital Adequacy Ratio Guidelines	-	-	-	43,122	28,029
Securities/sukuk that are not in default and do not qualify as HQLA, including exchange-traded equities	-	-	12,898	12,709	18,746
Other assets:					
Physical traded commodities, including gold	-	-	-	-	-
Assets posted as initial margin for Shari'a-compliant hedging contracts and contributions to default funds of CCPs	-	-	-	-	-
NSFR Shari'a-compliant hedging assets	73,650	-	-	-	73,650
NSFR Shari'a-compliant hedging contract liabilities before deduction of variation margin posted	-	-	-	-	-
All other assets not included in the above categories	63,714	-	-	-	63,714
OBS items	77,538	-	-	-	3,877
Total RSF	518,673	250,686	47,841	312,860	329,732
NSFR (%)					195.36%

NOTES TO THE INTERIM CONDENSED CONSOLIDATED FINANCIAL STATEMENTS

As at 31 March 2021 (Reviewed)

19 FINANCIAL RISK MANAGEMENT

The Group's financial risk management objectives and policies are consistent with those disclosed in the consolidated financial statements for the year ended 31 December 2020 except for the changes mentioned below:

Credit Risk

The uncertainties due to COVID-19 and resultant economic volatility has impacted the Group's financing operations and is expected to affect most of the customers and sectors to some degree. Although it is difficult to assess at this stage the degree of impact faced by each sector, the main industries impacted are hospitality, manufacturing, tourism, leisure, airlines transportation, retailers, contracting, real estate and wholesale trading. Also the volatility in oil prices during the early part of 2020, will have a regional impact due to its contribution to regional economies.

Considering this evolving situation, the Group has taken pre-emptive measures to mitigate credit risk by adopting more cautious approach for credit approvals thereby tightening the criteria for extending credit to impacted sectors. Payment holidays have been extended to customers, including private and SME sector, in line with the instructions of regulatory authorities. These measures may lead to lower disbursement of financing facilities, resulting in lower net financing income and decrease in other revenue.

The risk management department has also enhanced its monitoring of financing portfolio by reviewing the performance of exposures to sectors expected to be directly or indirectly impacted by COVID-19 to identify potential Significant Increase in Credit Risk (SICR). The Group has updated its inputs and assumptions for computation of Expected Credit Losses (ECL). In this regards, the ECL were estimated based on a range of forecast economic conditions as at that date and considering that the situation is fast evolving, the Group has considered the impact of higher volatility in the forward-looking macro-economic factors, when determining the severity and likelihood of economic scenarios for ECL determination.

Scenario analysis has been conducted with various stress assumptions taking into consideration all model parameters i.e. probability weighting of economic scenarios, probability of default, loss given default, exposure at default and period of exposure. Furthermore, a comprehensive assessment of all corporate clients has been undertaken covering all relevant factors including but not limited to financial standing, industry outlook, facility structure, depth of experience, shareholder support etc. Each industry under the portfolio has a wide spectrum of clients, ranging from clients vulnerable to the outbreak to clients having strong financial standing to withstand the downturn and the qualitative adjustments have been considered accordingly.

Liquidity Risk

The effects of COVID-19 on the liquidity and funding risk profile of the banking system are evolving and are subject to ongoing monitoring and evaluation. The CBB has announced various measures to combat the effects of COVID-19 and to ease the liquidity in banking sector. Following are some of the significant measures that had an impact on the liquidity risk and regulatory capital profile of the Group:

- Payment holidays to eligible customers;
- Reduction of cash reserve ratio from 5% to 3%;
- Reduction of LCR and NSFR ratio from 100% to 80%; and
- Aggregate of modification loss and incremental ECL provision for stage 1 and stage 2 from March to December 2020 to be added back to Tier 1 capital for the two years ending 31 December 2020 and 31 December 2021 and thereby to deduct this amount proportionately from Tier 1 capital on an annual basis for three years ending 31 December 2022, 31 December 2023 and 31 December 2024.

NOTES TO THE INTERIM CONDENSED CONSOLIDATED FINANCIAL STATEMENTS

As at 31 March 2021 (Reviewed)

19 FINANCIAL RISK MANAGEMENT (continued)

Liquidity Risk (continued)

The management of the Group has enhanced its monitoring of the liquidity and funding requirements. ALCO meetings are convened more frequently in order to carryout granular assessment of funding requirements with the objective to explore available lines of funding and to drawdown the existing funding lines as and when necessary to maintain enough liquidity at a reasonable cost of funding.

Operational risk

In response to COVID-19 outbreak, there were various changes in the working model, interaction with customers, digital modes of payment and settlement, customer acquisition and executing contracts and carrying out transactions with and on behalf of the customers. The management of the Group has enhanced its monitoring to identify risk events arising out of the current situation and the changes in the way business is conducted. The operational risk department has carried out a comprehensive review of the existing control environment which includes controls over effective segregation of duties, access, authorization and reconciliation procedures, staff education and assessment processes and the use of internal audit to prevent and detect risks. While these risks cannot be completely eliminated, the operational risk department has considered whether to update the risk registers by identifying potential loss events based on their review of the business processes in the current environment. As of 31 March 2021, the Group did not have any significant issues relating to operational risks.

Al Baraka Islamic Bank B.S.C. (c)

SUPPLEMENTARY FINANCIAL INFORMATION

As at 31 March 2021 (Reviewed)

The attached financial information does not form part of the interim condensed consolidated financial statements

SUPPLEMENTARY DISCLOSURES TO THE CONDENSED CONSOLIDATED
INTERIM FINANCIAL STATEMENTS

COVID-19 pandemic has spread across various geographies globally, causing disruption to business and economic activities. COVID-19 has brought about uncertainties in the global economic environment. Global equity and commodity markets, in particular the hydrocarbon sector, experienced significant volatility. The estimation uncertainty is associated with extent and duration of the economic downturn. This includes the volatility in capital market, deterioration of credit quality of financial assets and escalating the liquidity management challenges. In this regards, the Group has undertaken various initiatives to ensure the protection of its human capital along-with uninterrupted supply of services to our customer base. Further, the strict prudential practices were followed to maintain sufficient liquidity levels and mitigate the possible impacts on assets base of the Bank. Further, the Group is actively monitoring the progress and impacts of such outbreak on its operations like possible loss of revenues, expected credit losses, onerous contract etc.

The fiscal and monetary authorities, both domestic and international, have announced various support measures across the globe to counter possible adverse implications and offset such slowdown in economies. More specifically, the Central Bank of Bahrain and government has introduced following fiscal stimulus package:

- Payment holiday for 6 months to eligible customers free of any additional profit in 2020;
- Concessionary repo to eligible banks free of cost or zero percent profit rate in 2020;
- Reduction of cash reserve ratio from 5% to 3% of subjective liabilities;
- Reduction of liquidity coverage ratio (LCR) and net stable funding ratio (NSFR) ratio from 100% to 80%;
- Allowing to addback any additional impact on "Owners' Equity", from modification loss and expected credit loss net of any subsidy/ grant, to equity for the determination of capital adequacy ratio during the financial year 2020 and 2021. Thereafter, such amount will be amortized over period of three year on an equal basis.
- Support provided to local business in the form of subsidy in utility bills and staff salaries for a period of three months.

In lieu of spread of such pandemic, the overall business activities were deeply affected. In this regards, the volume of business activities was significantly reduced both on assets and liability side. Further, due to reduction in consumer spending and travelling, the credit cards, funds transfer and other core banking services were also deeply affected. Furthermore, the trade finance operations were extremely slowdown due to massive reduction in business activity in this segment.

This information has not been subject to any review by external auditors.